


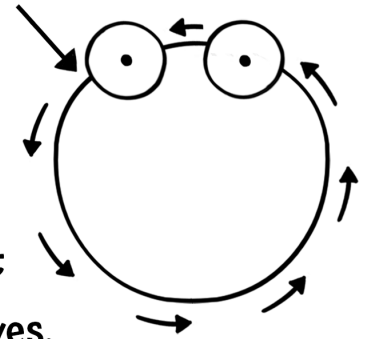
How to draw ARNIE the DOUGHNUT




1 Draw his eyes—
two circles with
dots in the middle.




2 Draw a big circle starting on
the SIDE of one eye and
bring it down and
around to the
SIDE of his other
eye. Then connect
it between his eyes.




3 Add a smaller
circle in
the middle
for the
doughnut hole.




4 Draw a squiggly
FROSTING line all
around the inside
of the big circle.



5 Add a big,
open smile.



6 Draw arms
and legs.



7 Cover him with sprinkles
and you're **DONE!**

